


# 潜液式低温离心泵

## Submersible Cryogenic Centrifugal Pumps



# CRYO 型潜液式低温离心泵

## Submersible Cryogenic Centrifugal Pumps

### 结构特征 Features

- 泵为立式、多级、节段式结构。  
The pump's structure is vertical, multistage and segmental.
- 泵与电机同轴无轴封。  
Pump and motor is coaxial with no shaft seal.
- 采用进口轴承，使用寿命长。  
Using imported bearing, long service life.
- 主要部件采用优质耐低温材料，具有良好的耐低温性能。  
The main components are made of high quality and low temperature resistant materials with good low temperature resistance.
- 电机采用变频调速，适于多工况使用。  
The motor is controlled by frequency conversion, which is suitable for multiple working conditions.
- 泵安装在密闭的高真空绝热容器内，安全可靠。  
The pump is installed in a closed high vacuum insulated container, which is safe and reliable.

### 主要用途及适用范围 Applications

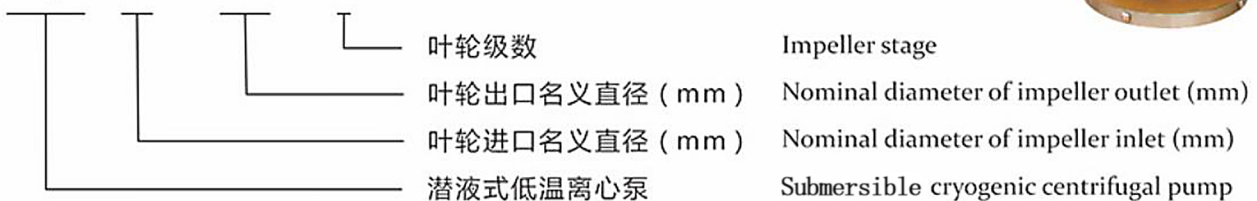
- 贮槽液体输送      Conveying liquid in storage tank
- 高扬程液体输送      Conveying high lift liquid
- LNG调峰站      LNG peak shaving station
- 分布式能源发电      Distributed energy resource generating

### 输送介质 Liquids

- 液氮、液氩、液化天然气 ( LNG )  
Liquid nitrogen, liquid argon, liquefied natural gas (LNG)

### 型号意义 Model

CRYO 50 - 150 × 6



## CRYO 型潜液式低温离心泵 Submersible Cryogenic Centrifugal Pumps

### 结构特征 Features

- 泵为立式、单级结构，体积小，重量轻。  
The pump is vertical and single-stage, with small volume and light weight.
- 泵与电机同轴无轴封。  
Pump and motor is coaxial with no shaft seal.
- 采用进口轴承，使用寿命长。  
Using imported bearing, long service life.
- 主要部件采用优质耐低温材料，具有良好的耐低温性能。  
The main components are made of high quality and low temperature resistant materials with good low temperature resistance.
- 电机采用变频调速，适于多工况使用。  
The motor is controlled by frequency conversion, which is suitable for multiple working conditions.
- 泵安装在密闭的高真空绝热容器内，安全可靠。  
The pump is installed in a closed high vacuum insulated container, which is safe and reliable.

### 主要用途及适用范围 Applications

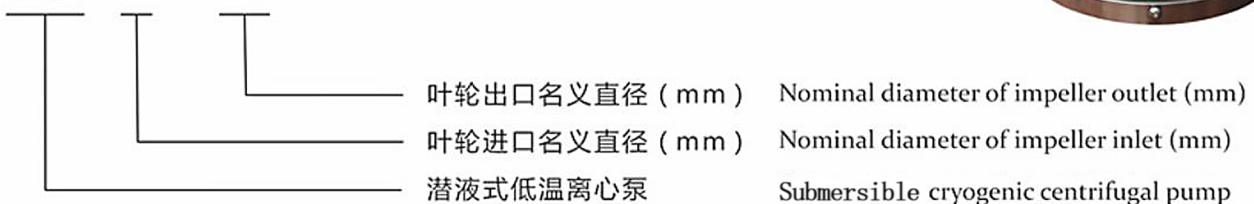
- 移动式液体输送      Conveying movable liquid
- LNG点供站              LNG supply station

### 输送介质 Liquids

- 液氮、液氩、液化天然气 (LNG)  
Liquid nitrogen, liquid argon, liquefied natural gas (LNG)


### 型号意义 Model

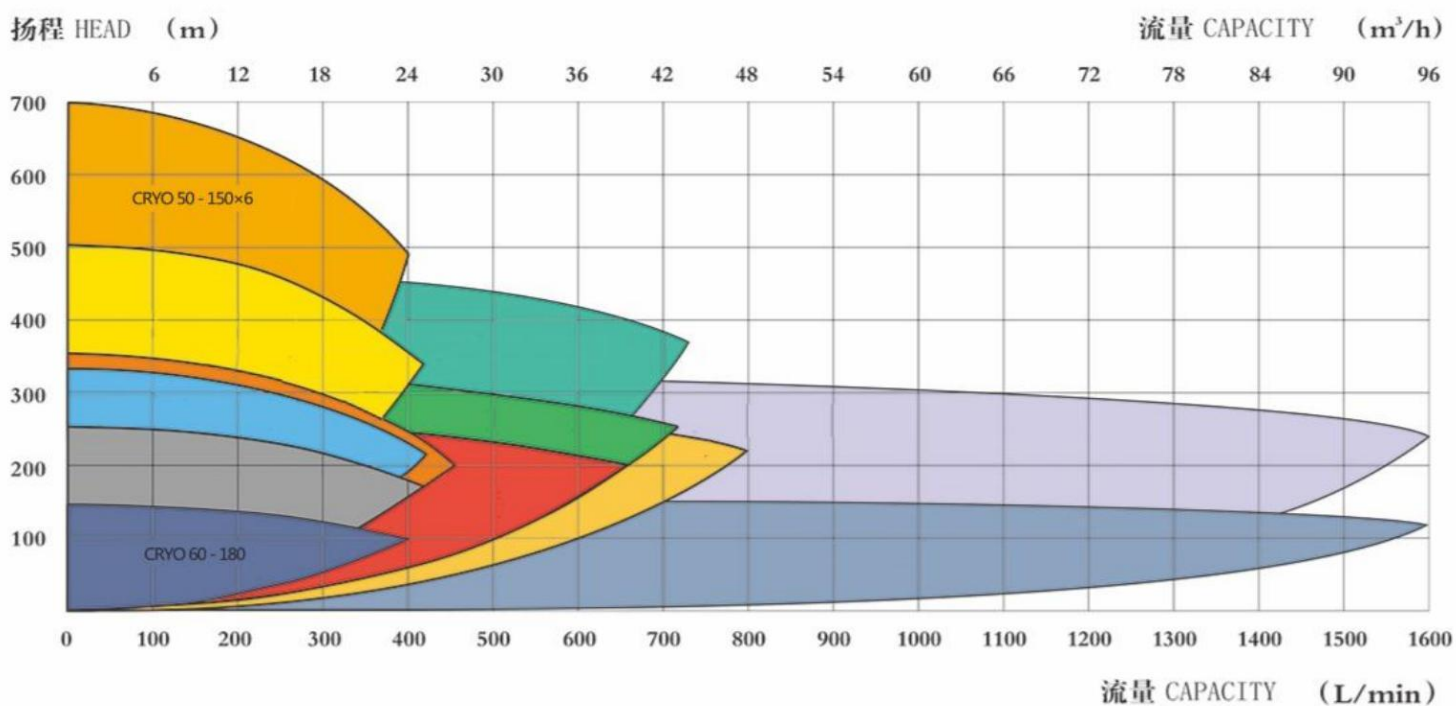
CRYO 60 - 180



 性能参数表 (LNG,  $\gamma = 0.425\text{kg/L}$ )  
Performance parameter table

泵型号 PUMP TYPE	流量 CAPACITY		扬程 HEAD m	压差 $\Delta P$ MPa	转速 ROTATION SPEED r/min	轴功率 SHAFT POWER kW	效率 EFFICIENCY %	必需汽蚀余量 NPSHr m	电机功率 MOTOR POWER kW
	L/min	m <sup>3</sup> /h							
CRYO 50-150×6	240	14.4	635	2.64	5760	20.0	53	0.9	30
	320	19.2	568	2.37		21.9	57.5	1.8	
	400	24	476	1.98		23.6	56	2.8	
CRYO 60-180	200	12	139	0.58	5400	4.6	42	1.0	7.5
	300	18	122	0.51		5.7	45	1.2	
	400	24	95	0.40		6.4	41	1.8	

 型谱图 Range Chart



地址: 浙江温州鹿城盛丰路35号  
电话: 0577-67353517 67356709  
传真: 0577-67355517  
邮编: 325105  
邮箱: jiasongchina@gmail.com

Add: No. 35, Shengfeng Road, Lucheng Light Industrial Zone, Wenzhou, Zhejiang, China  
TEL: 0086-577-57987688 67367070  
Tax: 0086-577-67355517  
P.C: 325105  
E-mail: jiasongchina@gmail.com

**JIASONG<sup>®</sup>**  
J A S E N T

[www.jiasongchina.com](http://www.jiasongchina.com)